



MARS 170

SCHEDA TECNICA
TECHNICAL SHEET

piuesse[®]
home spa

MARS 170

170 x 75 h.60

Dati tecnici

Technical features

Max contenuto d'acqua Max water capacity	348 l
Peso netto Net weight	68 Kg

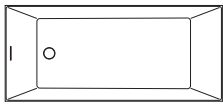
Dati dimensionali

Dimensional features


Volume d'imballo Packaging volume	1.2 m ³
--------------------------------------	--------------------

Installazioni disponibili

Installations allowed



CENTRO STANZA




1/3(SX)



2/4 (DX)

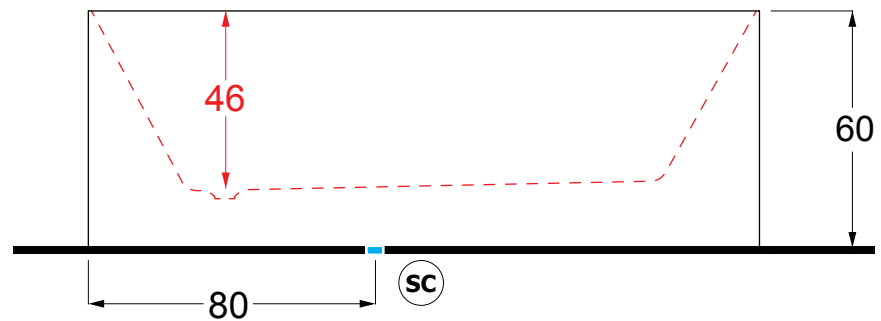
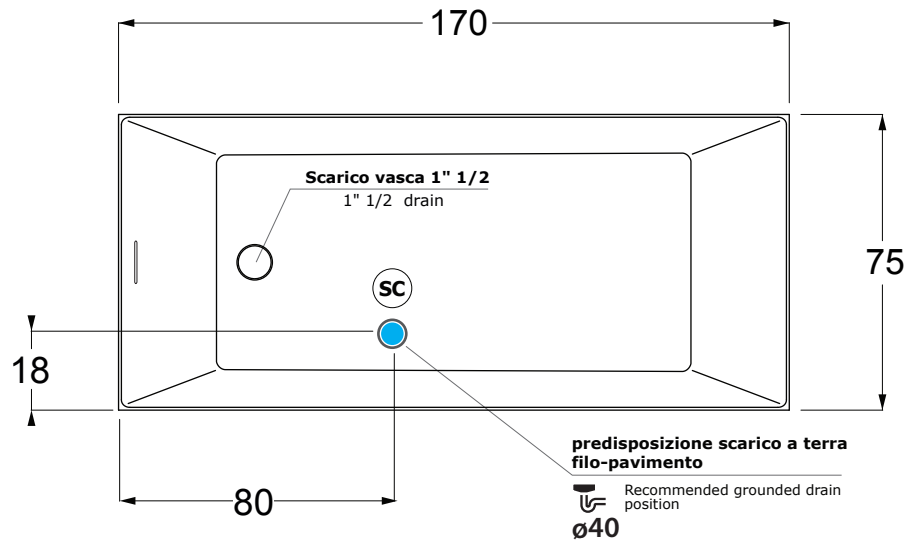


5/6



7/8

Disegno tecnico / Technical drawing



Scarico a terra consigliato filo-pavimento SC Recommended grounded drain ø40

Punti di appoggio a terra / Ground support points

VISTA DA SOTTO - posizione piedini

